

## C1 China Petcoke Market Annual Report (2008/2009)

### YOUR FAVORITES

This report shows China's annual Petroleum coke consumption volume, domestic production, major refineries and independent refineries production in 2008, although you cannot get the data from official or other ways. You can also get to know: Who were the major domestic petcoke and calcined petcoke producers in China in 2008? And how is the margin of delay-coking to refineries? And how is the margin of Import and export of petcoke? Will China potential to become the biggest fuel-grade petcoke consumption country in Asia?

### PETCOKE & CALCINED PETCOKE MAJOR PLAYERS

- u Major Domestic Petcoke Producers
- u Major Player's Sales Volume

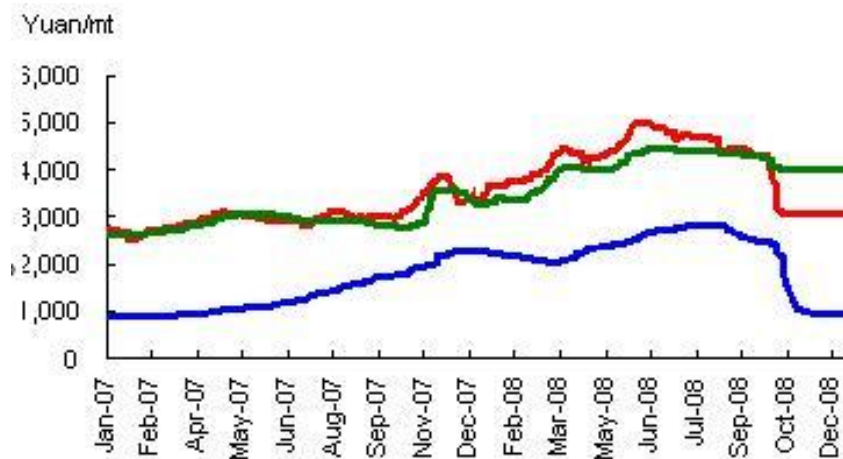
Refinery	08 Petcoke Capacity (mil mt/yr)	07 Petcoke Capacity (mil mt/yr)	Capacity increase
Qilu Petchem	3.60	2.20	1.40
Zhenhai R&C	***	***	***
Jinling Petchem	***	***	***
Gaoqiao Petchem	***	***	***
Qingdao R&C	***	***	***
Fushun Petchem	***	***	***
Yangzi Petchem	***	***	***
Maoming Petchem	***	***	***
Zhoushan Hebang Chemicals	***	***	***
Shanghai Petchem	***	***	***
<i>Source: C1 Energy</i>			

Rank	Producer	Annual capacity (,000mt/yr)
1	Calcined petcoke plant under Dagang Oilfield Group Co Ltd	***
2	Hebei Province Gaocheng Carbonized Products Co Ltd	***
3	Calcined petcoke plant under Jinxi Petrochemical	***
4	Xinjiang Rongtai Carbon Plant	***
5	Xinjiang Tianli Industry and Commerce Corp	***
6	Shijiazhuang Jidu Carbonized Products Co Ltd	***
7	Huludao Hongda Petrochemical and Carbon Plant	***
8	Tianjin Yunhai Carbon Element products CO, Ltd	***
9	Zhenjiang Dongya Carbon Coke Co. Ltd	***
10	Zhenjiang Runzhou Carton Chemical Plant	***
<b>Total</b>		***

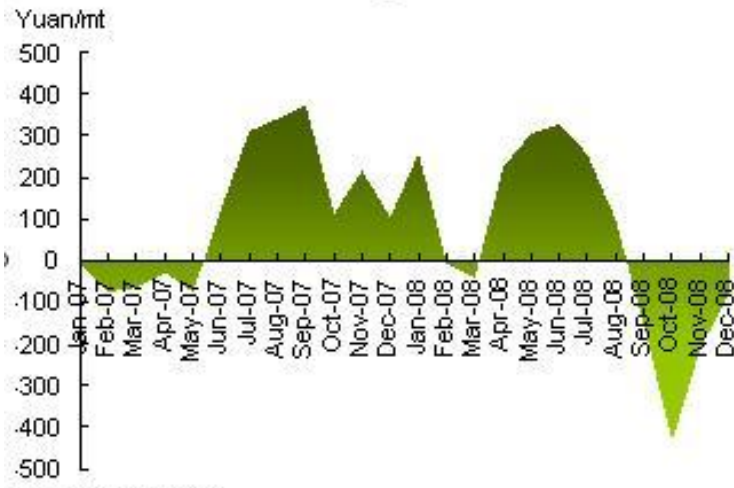
Source: C1 Energy

## PETCOKE PRICES & MARGIN

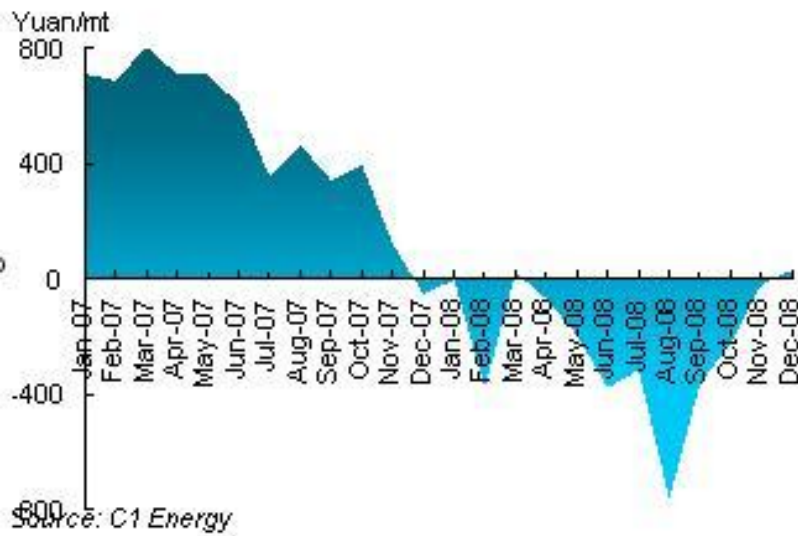
- Ø Spread between Petcoke and Domestic HSLV NO. 250 Fuel Oil and Domestic Heavy-Duty Paving Bitumen Prices (2007-2008)
- Ø Petcoke Import Margins in China (2007-2008)
- Ø Petcoke Export Margins in China (2007-2008)



Source: C1 Energy



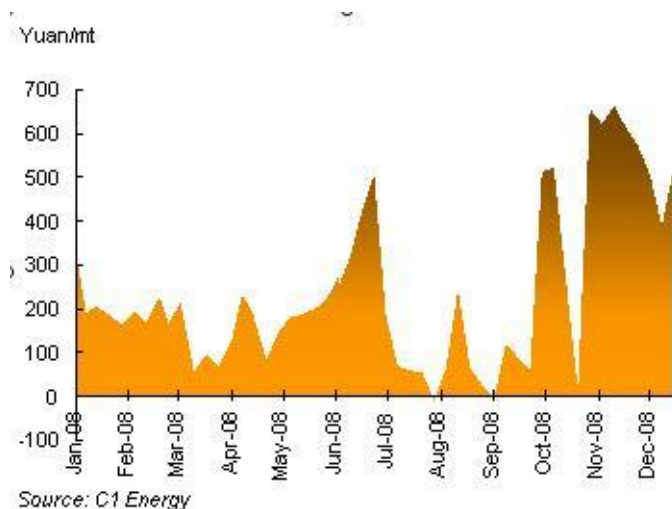
Source: C1 Energy



Source: C1 Energy

## COKING MARGINS

Ø Refining Margins of Delayed Cokers in Shandong's Independent Refineries



## PETCOKE DATA

- 2 China's Petcoke Apparent Consumption for 2008
- 2 China's Petcoke (Apparent) Consumption/Output/Imports/Exports in 2009
- 2 China's Crude Oil Apparent Consumption Forecast for 2009

China's Petcoke Apparent Consumption for 2008					Unit: mil mt	
	Output	Imports	Exports	Apparent	Output/A	Imports/A
2008	15.76	0.92	1.80	14.88	105.90	6.18
2007	***	***	***	***	***	***
YOY%	***	***	***	***	***	***
Source: General Administration of Customs, C1 Energy						
China's Petcoke (Apparent) Consumption/Output/Imports/Exports in 2009						
	Output	Imports	Exports	Apparent	Output/A	Import/A
2008	15,760	920	1,800	14,880	105.9	6.18
2009(E)	***	***	***	***	***	***
YOY%	***	***	***	***	***	***
Source: NBS, C1 Energy						
China's Crude Oil Apparent Consumption Forecast for 2009					Unit: m	
	Output	Imports	Exports	Apparent	Output/A	Imports/A
2009(E)	***	***	***	***	***	***
2008	***	***	***	***	***	***
YOY %	***	***	***	***	***	***
Source: General Administration of Customs, C1 Energy						