

# C1 China Bunker Market Annual Report (2008/2009)

## YOUR FAVORITES

This report will tell you China's annual bunker fuel consumption volume, bonded bunker sales and domestic sales in 2008, although you cannot get the data from official or other ways. You can also get to know: the latest government policies on Bunker market, who were the most active players in China bunker market in 2008? What will they do in the next? China has potential to become the biggest bunker market in Asia?

## BUNKER SALES VOLUME & MAJOR PLAYERS

- u Bunker Fuel Consumption (Overall, Bonded Gasoil, Bonded Fuel Oil)
- u Major Player's Sales Volume

Product	Bonded Trade (mil mt)	Internal Trade (mil mt)	Total (mil mt)
Fuel Oil	***	***	***
Gasoil	***	***	***
<b>Total</b>	***	***	***

Source: General Administration of Customs, C1 Energy

Ranking	Importer	Imports (mt)	Market Share
1	Chimbusco	***	***
2	Shenzhen Brightway (Holdings) Co	***	***
3	CNPC&Tafo Fuel Supply Co	***	***
4	China Changjiang Bunker (Sinopec) Co	***	***
5	SinoBunker	***	***
<b>Total</b>		***	***

Source: General Administration of Customs

Ranking	Importer	Imports (mt)	Market Share
1	Chimbusco	***	***
2	CNPC&Tafo Fuel Supply Co	***	***
3	China Changjiang Bunker (Sinopec) Co	***	***
<b>Total</b>		***	***

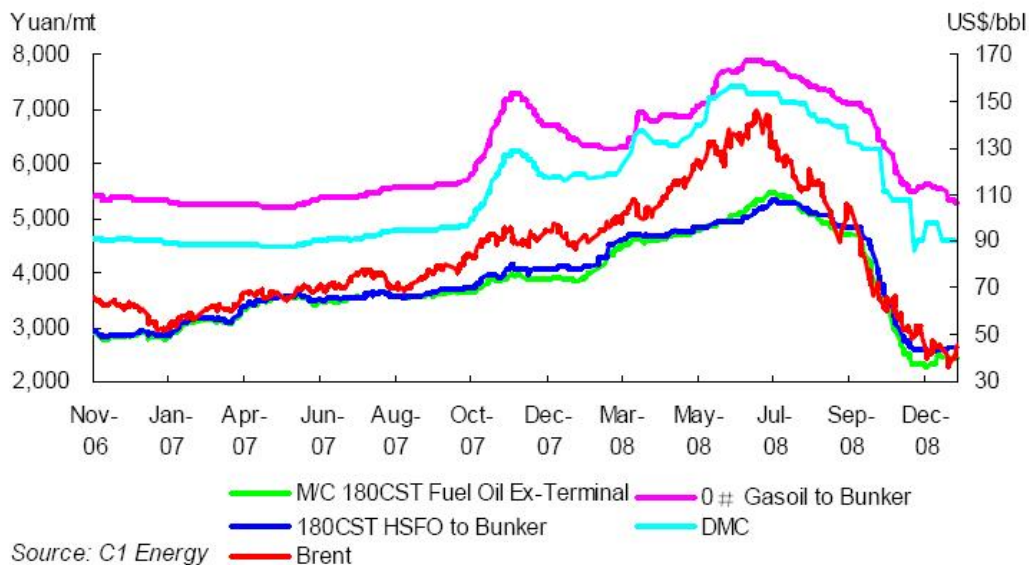
Source: General Administration of Customs

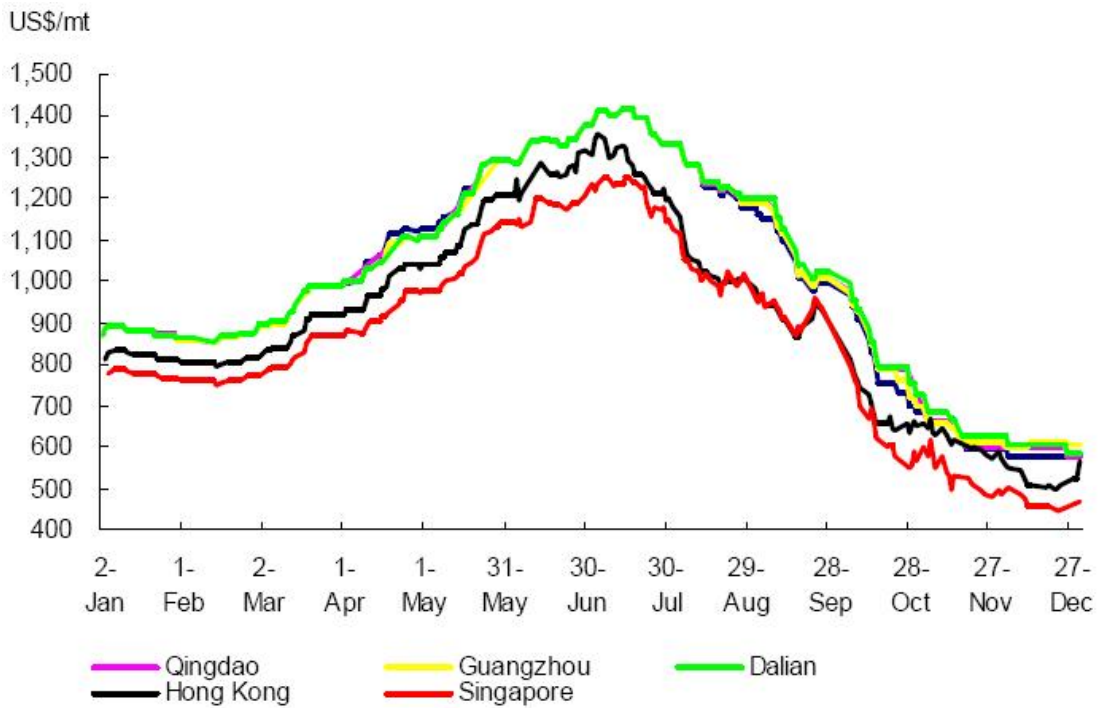
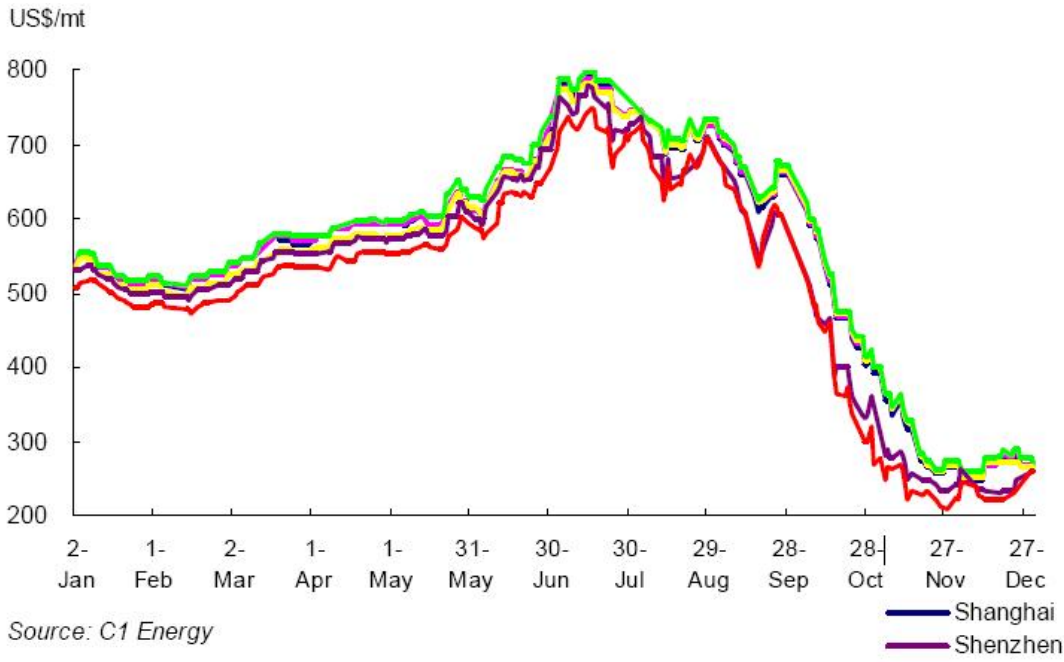
Short name	Player	Fuel oil (mt)	Gasoil (mt)	Total (mt)
Chimbusco	Shanghai CHIMBUSCO Marine Bunker Co Ltd	***	***	***
	China Marine Bunker (PetroChina) Co Ltd	***	***	***
	China Marine Bunker Supply (Qingdao) Co	***	***	***
	China Marine Bunker Supply Company Ningbo Branch	***	***	***
	China Marine Bunker Supply (Dalian) Co	***	***	***
	Chimbusco Petroleum (Zhuhai) Co Ltd	***	***	***
	CHIMBUSCO Zhoushan Marine Bunker Supply Co	***	***	***
	China Marine Bunker Supply Tianjin Co	***	***	***
	China Marine Bunker Supply (Guangzhou) Co	***	***	***
	China Marine Bunker Supply Company Fujian Branch	***	***	***
	<b>Subtotal</b>	***	***	***
Shenzhen Brightway	Shenzhen Brightway (Holdings) Co Ltd	***	***	***
CNPC-TAFO Corp	Zhangjiagang Free Trade Zone CNPC & Tafo Fuel Supply Co Ltd	***	***	***
CCBC	China Changjiang Bunker (Sinopec) Co Ltd	***	***	***
SinoBunker	China Shipping & Sinopec Suppliers Co Ltd	***	***	***
	<b>Total</b>	***	***	***

Sources: General Administration of Customs

## BUNKER PRICES & MARGIN

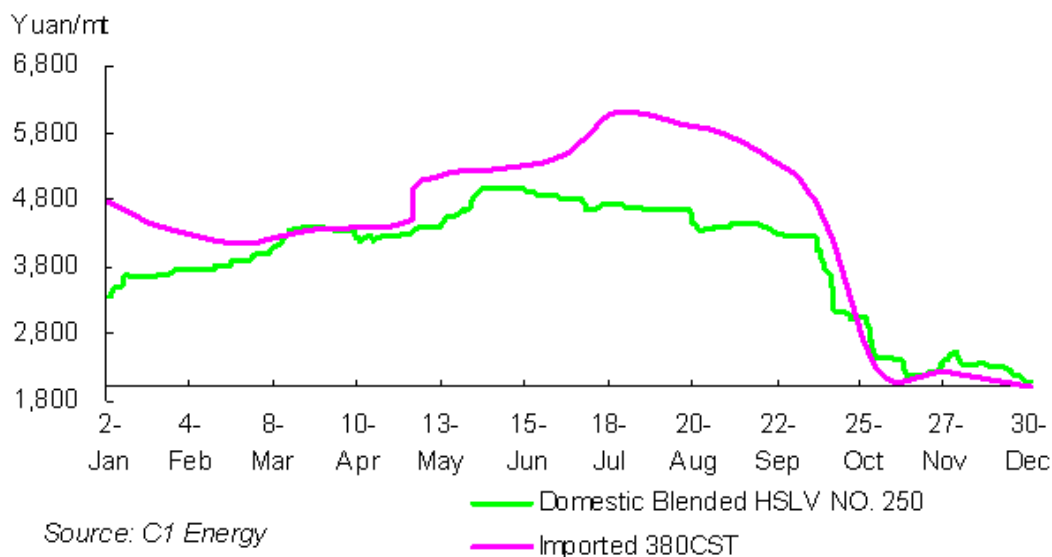
- Ø Price Trends of Bunker Fuels, Fuel Oil and Crude in 2006-2008
- Ø Bonded Bunker 380CST Fuel Oil Price Comparison
- Ø Bonded GMO Price Comparison





## BUNKER FUEL BLENDING MARKET

- Ø Blending Materials (Imports & Domestic oil and Chemicals)
- Ø Prices Trend of Main Kind of blending Materials



## BUNKER DATA

- 2 Monthly Sales Volumes of Bunker Fuel in China (2008)
- 2 China's Bunker Fuel Oil Exports - by Customs (2008)
- 2 China's Bunker Gasoil Exports - by Customs (2008)

Month	Bunker Fuel Oil (mt)	Bunker Gasoil (mt)
January	456,858	11,985
***	***	***
December	981,223	49,704
<b>Total</b>	***	***

Source: C1 Energy

Customs	2008 Exports (mt)	2007 Exports (mt)	YOY %
***	***	***	***
Shanghai	800,135	615,375	30
***	***	***	***
Haikou	3,926	0	N/A
<b>Total</b>	***	***	***

Source: General Administration of Customs

Customs	2008 Exports (mt)	2007 Exports (mt)	YOY %
Shanghai	67,350	68,822	-2.1
***	***	***	***
Nanning	1,704	3,011	-43.4
<b>Total</b>	***	***	***

Source: General Administration of Customs